



North Carolina Lighthouses:

Girl Scout Patch Program
Brownies, Juniors, Cadettes, Seniors, and Ambassadors

Girl Scouts - North Carolina Coastal Pines
6901 Pinecrest Road
Raleigh, NC 27613

(800) 284-4475

programteam@nccoastalpines.org

North Carolina Lighthouses



Over a hundred years ago, ships traveling along the North Carolina coast encountered dangerous shoals and storms. Hundreds of shipwrecks occurred due to the dangers of this area. The North Carolina lighthouses helped the mariners navigate the area known as the "*Graveyard of the Atlantic*". Today, the ships traveling the coast use modern tools, however, the lighthouses continue to operate as a reminder of the hardships encountered by our ancestors to help settle the country. The North Carolina lighthouses stand as pieces of our past. The purpose of this patch program is to educate Girl Scouts about lighthouse history and the preservation efforts to maintain them.

Activities:

- Girl Scout Brownies and Juniors must complete 2 activities from each section (Discover, Connect, and Take Action) and the 2 required activities.
- Girl Scout Cadettes, Seniors, and Ambassadors must complete 3 activities from each section (Discover, Connect, and Take Action) and the 2 required activities.

This patch program was originally written by Elaine Waters, Girl Scout Troop #184. It has since been updated to fit with GSUSA curriculum. We thank Elaine for creating this patch program.

Originally adapted from Lighthouse Brownie Girl Scout Try-It, Lighthouse Junior Girl Scout Proficiency Badge and Lighthouse Interest Project Award, Girl Scouts of Delaware-Ruritan, East Brunswick, NJ

Questions? Email programteam@nccoastalpines.org


Required Activities:

1. Name all of the North Carolina lighthouses and locate them on a map. **(in Resource Section)**
2. Identify each of the following lighthouses: (write their names below the image)

a.




b.



c.




d.



e.



f.



g.



- a. Photography © Bruce Roberts - Outer
b. Photography © Gary & Debbie Presley
c. Cape Hatteras National Seashore
d. Photography © Bruce Roberts - Outer Banks Lighthouse Society
e. Copyright © 1998 G. L. Marler and J. A. Marler
f. Photography © J.B. Ruffin
g. Copyright © 1998 G. L. Marler and J. A. Marler

Banks Lighthouse Society

Discover

1. Find the answer to the following questions:
 - a. Which was the tallest lighthouse in the U.S.?
 - b. Which is the oldest lighthouse in NC?
 - c. Which lighthouse is made from cement with the colors mixed in and is not painted?
 - d. Which lighthouse warns ships of the area known as the "graveyard of the Atlantic"?
 - e. Which lighthouse replaced one destroyed during the Civil War?
2. Learn when and where the first lighthouse was built in the United States?
3. If you were a sailor, name two ways you would distinguish one lighthouse from another at night?
4. Find out about the different lenses used in lighthouses and how they work.
5. Learn why lighthouses are painted differently.
6. Find a sailor or pirate song and create a dance or hand motions to the song. An example of a sailor song is "A Sailor went to Sea."

Connect

1. List at least three other states that have lighthouses and learn about a lighthouse in that state.

2. Read a story about lighthouses.
3. Find out about the Outer Banks Lighthouse Society. Learn about what they do and their preservation efforts.
4. Research the National Historic Lighthouse Preservation Act of 2000. Learn how the act impacted the Currituck Beach Lighthouse.
5. Learn about a female lighthouse keeper from the past. Share with your troop what you learned.
6. Learn about the duties of the lighthouse keeper. List 5 duties. Journal about whether you would want to be a lighthouse keeper.
7. What are 3 other Maritime careers?

Take Action

1. Visit a lighthouse.
2. Look at pictures of lighthouses. Then design your own lighthouse: make a model of it or draw your lighthouse and paint it.
3. Share what you have learned about lighthouses past and present with another troop.
4. Make a display about what the Outer Banks Lighthouse Society does. Display it at your school or local library.
5. Take part in a program that helps to reduce shore erosion.
6. Contact the lighthouse that you are interested in and ask them what type of service is needed.
7. Contact the Outer Banks Lighthouse Society and volunteer to help; if you can't visit, learn about remote volunteer opportunities.

Resources

Web sites:

<http://www.visitnc.com/story/coastal-lighthouses>
<http://www.outerbankslighthousesociety.org/index.html>
<http://www.cr.nps.gov/maritime/ltshipmain.htm>
<http://www.lighthousefriends.com/pull-state.asp?state=NC>
<http://www.maritimejobs.com>
<http://www.lighthousefoundation.org>
<http://www.uslhs.org>
<http://www.unc.edu/~rowlett/lighthouse/nc.htm>
<http://www.carolinalights.com/>

Books

Stick, David, *North Carolina Lighthouses*, North Carolina Division of Archives and History, 1980

Zepke, Terrance, *Lighthouses of the Carolinas*, Pineapple Press, Sarasota, FL 1998

**Please send any resources you find to
programteam@nccoastalpines.org**

MAP

