



Girl Scouts - North Carolina Coastal Pines

6901 Pinecrest Road

Raleigh, NC 27613


(919) 782-3021, (800) 284-4475

Email questions to: patchprogram@nccoastalpines.org

www.nccoastalpines.org



American Patriotism



For: Girl Scout Brownies, Juniors, Cadettes, Seniors, and Ambassadors

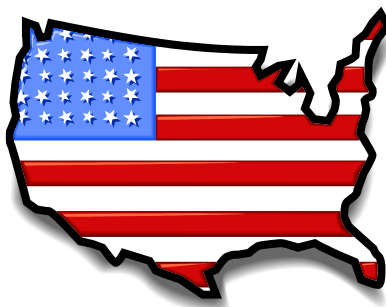
Cost: \$2.00 each, plus tax



Purpose: To help girls learn more about our national flag, our country's freedom, and why we should be proud to be Americans.


Pre-Requisites: Be able to say the Pledge of Allegiance and know the proper way to salute our national flag.

Requirements: To earn the patch, complete ten (10) requirements, including the one starred. This patch may be completed individually or as a troop.




Activities

- Documented:** Read at least one document that has made our freedom possible. Find out what our forefathers did to ensure our freedom, when, and where it was signed.
 - You may also watch a documentary about what has made our freedom possible. Discuss what our forefathers did to ensure our freedom.
- Sing a Song:** Learn to sing at least two patriotic songs. Teach them to a younger troop, a group of younger children, or at a special gathering outside your troop.
- Picture This:** Make a giant poster or collage of flag pictures. Have each troop member contribute pictures and tell about her pictures.
- Interviews:** Have each girl in the troop interview five adults and discuss patriotism. Some questions to ask are:
 - What do you know about our flag?
 - What are your feelings about our country?
 - What kind of feelings do you get when you say the Pledge of Allegiance or hear our National Anthem?Take notes of each interview and discuss your findings in a troop meeting or with your family.
- * Journal It:** As a troop or individual, keep a diary or photo journal of your findings while working on this patch program.
- Find It:** With your troop or family, do one of the following:
 - Visit a historical place in the United States where documents of freedom have been signed. OR
 - On a United States map, highlight a historical place where documents of freedom have been signed.Also, learn what event happened there.
- Correspond:** Send cards or letters to service people serving outside of our country.
- Display:** Make a public display (preferably around a flag holiday) about our flag and patriotism to educate others. Example: bulletin board at school, church, mall or in three-dimensional form.
- Represent:** What does our national flag represent – both symbolically and its meaning to our country. Discuss this with your troop or family.
- Let it Wave:** Find out the proper ways to display our national flag for the following:
 - general display
 - in parades and ceremonies
 - on vehicles
 - in corridors and lobbies
 - in churches and auditoriums
 - during the National Anthem
 - on caskets



11. **Learn the Language:** Learn flag language and make a game for others to play using it – color bearer, flag bearer, “Old Glory”, half-mast, breaking, striking, colors, salute, hoist, staff, and dip.
12. **Disposal:** Find out when it is necessary to dispose of a flag and how to dispose of it. Teach a younger troop or group of children or your family.
13. **Serve:** Research ways you can serve your country.
14. **Invite a Guest:** Invite someone to your troop meeting who has served his/her country to talk about patriotism, our flag, and what freedom means to him/her.
15. **Share:** Write a poem or essay about patriotism. Submit it to your local newspaper, the council newspaper, or your school paper.
16. **History:** Learn the history behind the Pledge of Allegiance
17. **Plant a Tree:** Plant a tree as a “Living Legacy” to stand for the hope of the future.
18. **Debate:** Pick a theme/topic related to the U.S. Constitution and the Bill of Rights, and plan and participate in a debate concerning this topic.
19. **Design:** Make up a logo/theme about “What patriotism means to you”, and put it on a t-shirt, hat, or other apparel that will be visible to others.
20. **Patriotic Women:** Find out the names of at least two women in history. Also, find out what they did to make a contribution to the freedom of our country and share with your troop.
21. **Flag Ceremony:** Hold a flag ceremony as a troop.
22. **Naturalization Ceremony:** Attend an Immigration & Naturalization Ceremony. Participate in performing patriot music or leading the flag ceremony.
<http://www.nced.uscourts.gov/public1/immigration.aspx>





AMERICAN PATRIOTISM PROGRAM EVALUATION AND PATCH REQUEST

Thank you for taking the time to complete this evaluation form. The responses given from participants are used to help plan and enhance future programs. Please complete the form by sharing your thoughts with us. Please have the girls vote and have an adult record their responses.

Tell Us About Your Troop (If an individual girl worked on the program, please indicate):

Individually Registered Girl Scout's Name and Grade Level: _____

Troop Number or Juliette: _____

Leader and Phone/Email: _____

Please circle your Girl Scout level and indicate the number of girls and adults who worked on this patch program on each line:

Junior _____ Cadette _____ Senior _____ Ambassador _____ Adult _____

Please check the response that best describes what your troop thinks.

Question	Strongly agree	Agree	Uncertain	Disagree	Strongly disagree
The information and activities in this patch program were interesting to us.					
The activities in this patch program made me think about things I never thought about before.					
The patch program helped me better understand patriotism.					
I feel I have demonstrated patriotism throughout this program.					

What did your troop like best about this patch program?

What activities did you do? Check all that apply. Please comment on activities you loved and ones you would change.

<input type="checkbox"/>	Documented
<input type="checkbox"/>	Sing a Song
<input type="checkbox"/>	Picture This
<input type="checkbox"/>	Interviews
<input type="checkbox"/>	Journal It
<input type="checkbox"/>	Find It
<input type="checkbox"/>	Role Play with adult
<input type="checkbox"/>	Correspond
<input type="checkbox"/>	Display
<input type="checkbox"/>	Represent
<input type="checkbox"/>	Let it Wave
<input type="checkbox"/>	Learn the Language
<input type="checkbox"/>	Disposal
<input type="checkbox"/>	Serve
<input type="checkbox"/>	Invite a Guest
<input type="checkbox"/>	Share
<input type="checkbox"/>	History
<input type="checkbox"/>	Plant a Tree
<input type="checkbox"/>	Debate
<input type="checkbox"/>	Design
<input type="checkbox"/>	Patriotic Women
<input type="checkbox"/>	Flag Ceremony
<input type="checkbox"/>	Naturalization Ceremony

Other comments or ideas to improve the program?

Please return this evaluation and all completed activities to:

Girl Scouts – North Carolina Coastal Pines
Raleigh Service Center
Attn: Program Director – Patch Programs,
6901 Pinecrest Rd
Raleigh, NC 27613

If paying by check, please make all checks payable to GS-NCCP

Please have all girls keep a copy of their completed activities for their reference.

Mail patches to:

Name: _____

Troop number: _____

Address: _____

Phone number: _____

Number of patches requested: _____

Cost of patch: \$2.00 per patch

NC Sales tax (6.75% of subtotal): _____

Total # of patches _____ x \$2.00 per patch: _____

Shipping and handling: _____

Total amount paid (patches, taxes, shipping): _____

Purchase Amount	Shipping Charge	Purchase Amount	Shipping Charge
Up to \$25.00	\$ 2.95	\$100.01 to \$200.00	\$ 14.95
\$25.01 to \$75.00	\$ 5.95	\$200.01 to \$300.00	\$ 20.95
\$75.01 to \$100.00	\$ 7.95	\$300.01 to \$500.00	\$ 25.95
		Over \$500.00	\$ 45.95

If you have any questions about content of patch program, shipping, or anything else related to the patch program, please email patchprogram@nccoastalpines.org.