



BIG DREAMS **BIG POSSIBILITIES**

SUMMER CAMP 2025

WHAT IS A CAMP PARTY?

Are the members of your troop interested in learning more about summer camp? Make one of your troop meetings a camp party. Invite parents and share information about resident and troop opportunities at camp.

In the following pages you will learn about resources and fun activities that will help you throw a fun, informative camp party.

Do parents keep asking you what the camp properties look like and for more information? Your troop's camp party is the perfect time to show the Camp Power Point. The Power Point contains information about Camp Graham, Hardee, and Camp Mary Atkinson. It is a great way to talk to parents about camp and for them to see pictures of the property and camp in action. Power Points can be checked out through your membership director, service manager, or from a Service Center. Another great idea is to invite a Teen Girl Scout Troop to help plan your troop's camp party. They may be able to share personal stories about their summer camp experiences and gain leaderships hours while working with your troop. Contact us today!

What's Inside

Camp Snacks	Page 2
Edible Campfires	Page 3
Camp Songs	Page 4
Camp Games	Page 5
Camp Fun Activities	Page 6
Camp Readiness quiz	Page 7
About our camps	Page 8
About Overnight Camp	Page 9
Camp Themes	Page 9
Weekly Themes	Page 10
Registration and FA	Page 11



Make a Camp Snack

- **Microwave S'mores**

- Materials- graham crackers, chocolate, marshmallows, small plates and/or napkins, a fire source and gloves
- Nothing brings back fond camping memories better than microwave s'mores! Take half a graham cracker and put half a chocolate bar on top. Add a marshmallow and put it in the microwave for about 20 seconds. Your microwave may need slightly more or less time. Add the top cracker after the marshmallow is melted and enjoy.



- **Gorp Balls**

Ingredients:

- 1/3 cup each raisins, apples, apricots, dates, and coconut
 - 1/2 cup sesame seeds
 - 1/3 cup walnuts
 - 2 cups peanuts
 - 1 cup chocolate chips
 - 1/3 cup honey
 - 1/2 cup peanut butter
- Mix dry ingredients. For the “glue,” use chocolate chips, honey, and peanut butter. Shape into balls and Enjoy!

- **Banana Boats**


- Materials: Bananas , chocolate bits, almond Hershey bars, or Raisins, and small marshmallows
- Peel back one section of the banana skin. Scoop out some of the banana and fill with chocolate bits, or pieces of almond Hershey, and small marshmallows. Press them down slightly into the banana. Replace the skin to cover the opening and lap on each side—or wrap the banana in foil. Place it on the grill over coals or low fire for 10-15 minutes. Eat with a spoon out of the skin, or foil. Raisins may be substituted for the chocolate.



Edible Campfires

Materials needed:

- Napkin (1 per girl)
- Bathroom size Dixie cup “water bucket” (1 per girl)
- 1 box log pretzels “ Fuel”
- 1 box stick pretzels “Kindling”
- 1 box sugar pops “ Rocks”
- 1 package coconuts“ Tinder”
- 1 package red hots “embers”
- 1 box toothpicks “matchsticks”
- 1 package candy corn or red jelly bean “head of match”



Instructions:

1. Each girl should spread open her napkin in front of her. This area will represent her cleared off area.
2. Have each girl use the sugar rocks to represent rocks and make a fire circle.
3. Remember to always have water ready at a fire, fill each “bucket” with water.
4. Have each girl make an “A” with the log pretzels (it might be easier to break these in thirds or halves depending on their length).
5. Each girl should then sprinkle coconut inside the “A” to act as tinder.
6. Have the girls place the “kindling” across the crosspiece of the “A”, slanted into the top portion.
7. Have each girl place a piece of candy corn on the end of a toothpick to act as the matchstick. The leader may do this beforehand for each girl.
8. As the girl strikes her match against a “rock”, leaders should make sure that each girl lights her fire correctly, by going under the crossbar and catching the tinder. If done correctly, the leaders sprinkles red hots on top to resemble a burning fire.
9. After all fires are started, the leader should explain the proper way to extinguish the fire. But don't extinguish your fire this time– eat your yummy snack instead!

CAMP GAMES

AH SOH GO

Everyone sits in a circle, and learns the 3 commands and their movements.

- 1) Ah – the person says “Ah” loudly, and takes their left or right arm across their chest, pointing at the person next to them
- 2) Soh - the person says “Soh” loudly, and takes their left or right arm above their head, pointing at the person next to them
- 3) Go – the person puts both arms together in front of them and point to someone else, anywhere in the circle.

The phrases must always go in that order, and each phrase needs its correct hand motion. When someone points you , it is your turn to point to someone else using “ah” or “soh,” or by someone across from you using “go” When you are “go’ed at by someone you can either start again with “Ah” or put your hands up and say “nooooooooo.” If you say “nooooooooo” then the person who said “go” has to start again with “Ah.” If you mess up, you step out of the circle and walk around before sitting back down to join in again.

LITTLE SALLY WALKER

Everyone starts by standing in a circle with the leader in the middle. The song that everyone sings for the game is:

Little Sally Walker
Walking Down the Street
She didn't know what to do
So she stopped in front of me
Hey Girl do your thing,
do your thing and switch
Hey Girl do your thing,
do your thing and switch

The leader starts the song and skips around the circle. When the song says “stop,” the leader stops in front of a person in the circle. The leader then does a dance move. Then the person she stopped in front of copies the leaders dance move. Then they switch. The leader is now in the circle and the new person starts the song over.

PAPER, ROCK SCISSORS TAG



This is a great way to play an old favorite game but with a large group. Remember how to play Paper, Rock, Scissors. The hierarchy of signs is rock crushes scissors, scissors cuts paper, paper covers rock. You divide your group up into two teams. Each side has a base/safety zone and in the middle of the playing field is the center/face off line. Each team meets in their save zone and decide on an agreed upon throw. The teams face each other at the center line, on the count of three everyone shoots. The team that wins chases the losing team back to their safety zone. Anyone tagged switches teams. If both teams throw the same sign no one wins, the group goes back and then tries again.

The goal is to get all the players on the same team.

CAMP SONGS

I WANT TO LINGER

M-mm-- I want to linger
M-mm-- a little longer
M-mm-- a little longer here with you

M-mm-- it's such a perfect night
M-mm— it doesn't seem quite right
M-mm-- that it should be my last with you

M-mm-- and come September
M-mm-- and I will remember
M-mm-- my camping days and friendships
true

M-mm-- and as the years go by
M-mm-- I'll think of you and sigh
M-mm-- this is goodnight and not good-
bye

M-mm-- I want to linger
M-mm-- a little longer
M-mm-- a little longer here with you.

[Video Link](#)

BOOM CHICK-A-BOOM

(repeat song)

I said a boom chick-a-boom,
I said a boom chick-a-boom,
I said a boom, chick-a-rock-a-chick-a-rock-
a-chick-a-boom.

Uh huh!

Oh yeah!

One more time,

- ...British style
- ...Janitor style
- ...Underwater style
- ...Little bit softer
- ...Little bit louder

[Video Link](#)



THE HIPPOPOTAMOUS SONG(repeat song)

Verse 1

What can make a Hippopotamus smile?
What can make her walk for more than a mile?
It's not a party with paper hats or
Cakes and candies that make her fat.
That's not what Hippos do.
What do they do?


Chorus

They ooze in the gooze without any shoes.
They wade in the water till their lips turn blue.
That's what makes a Hippopotamus smile.

Verse 2


What can make a Hippopotamus smile
What can make her walk for more than a mile?
It's not a tune on the old violin or
Listening to the whispering wind.
That's not what Hippos do.
What do they do?

[Video Link](#)



Can you find your way to the campfire to roast your s'more?

Some Camp Fun!



Big Dreams, Big Possibilities

C	A	X	E	R	A	N	G	E	W	I	R	C	Y
V	C	O	L	E	A	R	N	I	N	G	R	L	F
D	I	B	N	H	N	S	K	I	L	L	S	I	U
S	D	I	O	G	G	N	I	K	I	H	A	M	N
U	L	H	A	A	I	N	T	I	C	E	C	B	R
A	D	V	E	N	T	U	R	E	S	I	A	I	G
D	S	W	I	M	M	I	N	G	N	E	M	N	R
Y	R	E	H	C	R	A	N	N	U	T	P	G	A
N	G	A	A	S	B	A	D	G	E	S	S	W	H
F	R	I	E	N	D	S	H	I	P	S	T	C	A
I	B	W	S	T	C	A	B	I	N	S	C	E	M
N	R	T	C	N	S	E	I	D	D	U	B	R	A
X	H	M	C	O	M	M	U	N	I	T	Y	N	A
T	N	S	R	E	W	O	T	E	N	I	P	L	A

- BOATING
- TENTS
- ALPINE TOWER
- LEARNING
- ADVENTURES
- FRIENDSHIPS
- BUDDIES
- SWIMMING
- SKILLS
- COMMUNITY
- CABINS
- GRAHAM
- CAMP
- HIKING
- FUN
- AXE RANGE
- CLIMBING
- BADGES
- ARCHERY



CAMP READINESS QUIZ



Parents and caregivers, when deciding which camp experience is right for you and your child, please include them in the decision-making process. Have them try a backyard campout sleepover at a friend's, or try a family camping experience to help build their confidence and prepare for overnight camp.

To help you decide how and when to send your Girl Scout to camp, take our camp readiness quiz below! Check the answer that best describes how you feel. Add the value of each checked answer to determine your score.

GIRL SCOUT QUIZ

1. Do you enjoy staying overnight at a friend's house without missing your family or feeling sad and lonely?

1 No way! 2 Maybe 3 Yes!

2. Can you wash and brush your own hair?

1 No way! 2 Maybe 3 Yes!

3. Can you make your own bed and keep track of your own things?

1 No way! 2 Maybe 3 Yes!

4. Would you be okay if you had to walk to a nearby building to use the bathroom at night?

1 No way! 2 Maybe 3 Yes!

5. Would you be okay staying in a tent/cabin with other Girl Scouts, knowing your counselors are in a nearby tent/cabin?

1 No way! 2 Maybe 3 Yes!

6. Can you see bugs or mice without jumping on a chair and screaming?

1 No way! 2 Maybe 3 Yes!

7. Can you survive a few days without a tablet, TV, video games, or cell phone?

1 No way! 2 Maybe 3 Yes!

8. Are you willing to help with camp chores such as sweeping, setting tables, and picking up trash?

1 No way! 2 Maybe 3 Yes!

9. Will you try new foods different than what you are willing to eat at home?

1 No way! 2 Maybe 3 Yes!

10. Do you like to try new things?

1 No way! 2 Maybe 3 Yes!

12. Do you easily make new friends and warm up to new environments?

1 No way! 2 Maybe 3 Yes!

12. Do you enjoy participating in group activities?

1 No way! 2 Maybe 3 Yes!

13. Do you enjoy outdoor activities such as hiking, playing outside, sleeping in a tent, and listening to nature?

1 No way! 2 Maybe 3 Yes!

14. Can you live by the Girl Scout Law and Promise?

1 No way! 2 Maybe 3 Yes!

15. Are you really excited to go to camp?

1 No way! 2 Maybe 3 Yes!

TOTAL SCORE:



About our Camps

Camp Graham boasts a beautiful lake and lush woods ideal for hiking, wildlife spotting, and blueberry gathering. Join us for the Open House on March 23 to discover all that Camp Graham offers!

Camp Hardee is the perfect summer destination for troops! Troops can stay overnight, for a weekend, or a week in our comfortable air-conditioned cabins. Join us for the Camp Hardee Open House on March 2 to experience the beauty of the Pamlico shores!

Camp Mary Atkinson offers beautiful, wooded trails for hiking, where you can spot frogs, fish, birds, and turtles. Join us for our Open House on March 16!

Camp Mu-Sha-Ni is an amazing destination for your troop to experience the beauty of the Sandhills in North Carolina. We invite you to our Open House on March 9 to discover everything Camp Mu-Sha-Ni has in store for you.

Overnight Camp will happen at Camp Graham and Camp Mary Atkinson for Summer 2025.

Campsites are available for troop group rental.



Check the availability of Camp Graham, Camp Hardee, Camp Mary Atkinson, and Camp Mu-Sha-Ni by scanning the QR code or visiting our website at gsnccp.org/RentOurFacilities

About Overnight Camp



We're excited to welcome your Girl Scout to their summer home away from home as they try new things, learn new skills, and make friends and memories to last a lifetime.

Whether your camper is looking for a week of adventure or a day of exploring, we've got you covered. Horseback riding, swimming, learning to surf or sail, crafting, hiking the Appalachian Trail and much, much more – there is something for every Girl Scout.

Our summer camp experience spans three amazing resident camp properties:

[Camp Graham in Vance County](#)

[Camp Mary Atkinson in Johnston County](#)

All of our resident camps feature fun outdoor activities like swimming, water sports, archery, crafts, campfire and more! However, each camp offers unique experiences such as Climbing the Alpine Tower at Camp Mary Atkinson, sleeping among the trees in our Tree House units at Camp Graham, and dolphin-watching on the Pamlico River at Camp Hard-ee. We encourage you to explore each camp and then register for your favorite session(s).

Girl Scout camp is not only about gaining outdoor skills and friendships - it's about helping girls discover who they are and exploring the world around them. At camp girls realize that anything is possible...and that their next great adventure is just around the corner.

Camp Sessions at a Glance

	Camp Graham	Camp Graham	Camp Mary Atkinson	Camp Mary Atkinson	Camp Mary Atkinson	Camp Mary Atkinson	Camp Mary Atkinson
Theme	The Ultimate Outdoor Experience	Night Watchers	Seasons of Camp	Campers of Olympus	Camp YOUR Way!	Whimsical Worlds of Wonder	Summer Leadership Camp
Dates	6/15-20, 2025	6/22-27, 2025	7/6-11, 2025	7/13-18, 2025	7/20-25, 2025	7/27-8/1, 2025	8/3-8, 2025
Grade 1 (Half-Week Sessions)					7/20-22 OR 7/23-25		
Grades 2-3	😊	😊	😊	😊	😊	😊	
Grades 4-5	😊	😊	😊	😊	😊	😊	
Grades 6-7	😊	😊	😊	😊	😊	😊	
Grades 8-10	😊	😊	😊	😊	😊	😊	
CIT I				😊			
CIT II		😊	Internship Possibility	Internship Possibility	Internship Possibility	Internship Possibility	
Sailing (Grades 7-10)	😊						
First Aid/CPR and Babysitting (Grades 6-10)			😊				
Horse Camp			Grades 4-5	Grades 6-8	Grades 6-8	Grades 1-5	
Alpine Tower (Grades 4-5)					😊		
Digital Art Design (Grades 5-7)						😊	
Summer Leadership Camp							😊

WEEKLY THEMES

Camp Graham

The Ultimate Outdoor Experience - June 15-20, 2025

The outdoors are calling....are you ready? Prepare yourselves for the ultimate outdoor experience. Spend time at the lake preparing for an out-of-the-cove boating trip, build a shelter to stay in overnight, participate in a chopped outdoor cooking challenge, and more. It's the ultimate outdoor adventure you won't want to miss.

Camp Graham

Night Watchers - June 22-27, 2025

Night Owl Week is back and better than ever! Sleep in all morning and stay up late! Your nights will be filled with glow-in-the-dark games, archery, crafts, hikes and more! Experience never-before-seen camp activities that can only happen at night with all of your friends. You'll spend your week under the stars in this special camp experience.

Camp Mary Atkinson

Seasons of Camp - July 6-11, 2025

Summer isn't just for summer anymore! This week you'll experience all 4 seasons. Start your week off in the summer and enjoy a cookout and time at the lake - wake up the next day to fall and enjoy pumpkin decorating, a fall maze and apple pie! Winter is next - build your own igloo and prepare for the ultimate snowball fight! Warm up in the spring with a traditional spring festival filled with flowers. End the week back in the summer with a summer surprise. It's a trip through the seasons you'll never forget.

Camp Mary Atkinson

Campers of Olympus - July 13-18, 2025

Campers...do you have what it takes to be a hero? Mortal campers are invited to Camp Mary Atkinson to test their skills and train their minds and bodies to prepare for an epic quest to stop enemies from wreaking havoc at camp. Train alongside Hercules and Perseus as you study mythology, yield a sword, solve puzzles, and work together as a team to become your own hero!

Camp Mary Atkinson

Camp YOUR Way! - July 20-25, 2025

Do you love the arts? Music? Painting? Acting? Join us for a week of artistic exploration as we discover new ways to express ourselves through different art mediums. For the first two days, campers will have the opportunity to explore all forms of art and then pick their favorite for the last two days!

Camp Mary Atkinson

Whimsical Worlds of Wonder - July 27-August 1, 2025

Are you looking for something new in your camp experience? This week is for you! Spend the mornings with your units participating in traditional camp activities and experiences. In the afternoons, mix it up and choose your own experience! On Sunday night, campers will have the opportunity to sign up for new activities such as dance, gardening, music, book club, adventure explorations, and more! Campers will be divided into groups and spend time diving into their own activity choices. Learn a new skill, or grow in an existing skill - either way, you'll get to make it your own!





Register for Camp Register online through the council's online registration system by visiting nccoastalpines.org and sign into your My GS account. From the My Events page, select Register for another event to search for camps. You can search up to 90 miles from your zip code, or you can use one of the camp zip codes below to find sessions.

Camp Graham, 27537

Camp Mary Atkinson, 27576

Deposit A \$100 non-refundable deposit is required for all overnight camp registrations. The balance of the registration fee is due by May 1.

Early Registration Incentive All registrations placed by March 31 will be billed at the discounted rate published in this year's Summer Fun Guide. Any registration received after March 31 will be billed at the higher rate listed in the guide. The non-member fee will be added to the registration fees regardless of whether the registration is received before or after March 31

Financial Policies View the complete financial policies for registration [here](#).

Camperships

Financial assistance in the form of camperships enables all campers to enjoy the Girl Scout camp experience. Camperships are made possible thanks to our many generous donors and are available to currently registered Girl Scouts – North Carolina Coastal Pines members who need assistance paying for the total cost of camp.

To be considered for a campership, a camper must be a registered Girl Scouts North Carolina Coastal Pines member. We have two options for campership assistance.

- **Deposit and Campership-** If you are unable to pay the deposit amount, you can request deposit assistance. Our Customer Care team will back office register your camper for the session of your choice (based on available spaces) within three business days of your request.
- **Campership-** Pay the deposit and secure the camper's registration through MyGS and request assistance for the remaining balance.



Online Application– [here!](#)