




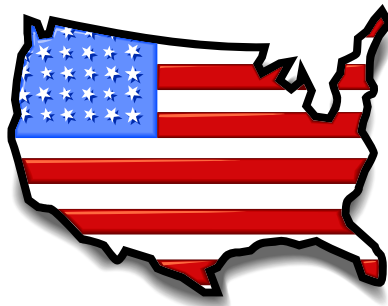
Girl Scouts - North Carolina Coastal Pines  
PO Box 91649  
Raleigh, NC 27675-1649  
(919) 782-3021, (800) 284-4475  
[www.nccoastalpines.org](http://www.nccoastalpines.org)



# American Patriotism



- For:** Girl Scout Brownies, Juniors, Cadettes, Seniors, and Ambassadors
- Cost:** \$2.00 each, plus tax
- Purpose:** To help girls learn more about our national flag, our country's freedom, and why we should be proud to be Americans.
- Pre-Requisites:** Be able to say the Pledge of Allegiance and know the proper way to salute our national flag.
- Requirements:** To earn the patch, complete ten (10) requirements, including the one starred. This patch may be completed individually or as a troop.



# Activities


1. **Documented:** Read at least one document that has made our freedom possible. Find out what our forefathers did to ensure our freedom, when, and where it was signed.
2. **Sing a Song:** Learn to sing at least two patriotic songs. Teach them to a younger troop, a group of younger children, or at a special gathering outside your troop.
3. **Picture This:** Make a giant poster or collage of flag pictures. Have each troop member contribute pictures and tell about her pictures.
4. **Interviews:** Have each girl in the troop interview five adults and discuss patriotism. Some questions to ask are:
  - a. What do you know about our flag?
  - b. What are your feelings about our country?
  - c. What kind of feelings do you get when you say the Pledge of Allegiance or hear our National Anthem?

Take notes of each interview and discuss your findings in a troop meeting or with your family.


- 5.\* **Journal It:** As a troop or individual, keep a diary of your findings while working on this patch program.
6. **Find It:** With your troop or family, do one of the following:
  - a. Visit a historical place in the United States where documents of freedom have been signed. OR
  - b. On a United States map, highlight a historical place where documents of freedom have been signed.

Also, learn what event happened there.

7. **Correspond:** Send cards or letters to service people serving outside of our country.
8. **Display:** Make a public display (preferably around a flag holiday) about our flag and patriotism to educate others. Example: bulletin board at school, church, mall or in three-dimensional form.
9. **Represent:** What does our national flag represent – both symbolically and its meaning to our country. Discuss this with your troop or family.
10. **Let it Wave:** Find out the proper ways to display our national flag for the following:
  - a. general display
  - b. in parades and ceremonies
  - c. on vehicles
  - d. in corridors and lobbies
  - e. in churches and auditoriums
  - f. during the National Anthem
  - g. on caskets



12. **Disposal:** Find out when it is necessary to dispose of a flag and how to dispose of it. Teach a younger troop or group of children or your family.
13. **Serve:** Research ways you can serve your country.
14. **Invite a Guest:** Invite someone to your troop meeting who has served his/her country to talk about patriotism, our flag, and what freedom means to him/her.
15. **Share:** Write a poem or essay about patriotism. Submit it to your local newspaper, the council newspaper, or your school paper.
16. **Host a Show:** Host a talk show on a local radio station about freedom and/or patriotism.
17. **Plant a Tree:** Plant a tree as a “Living Legacy” to stand for the hope of the future to celebrate Arbor Day.
18. **Debate:** Pick a theme/topic related to the U.S. Constitution and the Bill of Rights, and plan and participate in a debate concerning this topic.
19. **Design:** Make up a logo/theme about “What patriotism means to you”, and put it on a t-shirt, hat, or other apparel that will be visible to others.
20. **Patriotic Women:** Find out the names of at least two women in history. Also, find out what they did to make a contribution to the freedom of our country.



# Patch Order Form

**AMERICAN PATRIOTISM**  
**A Girl Scout Patch Program**



Please send me \_\_\_\_\_ of the "American Patriotism" patches.

Troop # \_\_\_\_\_ Grade Level \_\_\_\_\_

Total # of patches \_\_\_\_\_ x \$2.00 = \_\_\_\_\_

NC Sales Tax (7.75% of subtotal) = \_\_\_\_\_

Shipping and Handling = \_\_\_\_\_

(see chart below)

Total Amount Enclosed = \_\_\_\_\_

Patches are available at the Fayetteville, Goldsboro, and Raleigh Council Shops. Mail and phone orders are also accepted. For Mail Orders, send order form with check to:

Girl Scouts - North Carolina Coastal Pines  
P.O. Box 91649  
Raleigh, NC 27675-1649  
Attn: Council Shop

Make checks payable to: Girl Scouts – North Carolina Coastal Pines

**Mail patches to:**

Name: \_\_\_\_\_

Address: \_\_\_\_\_

\_\_\_\_\_ Zip \_\_\_\_\_

Phone: (H) \_\_\_\_\_ (W) \_\_\_\_\_



**Girl Scouts®**

**Shipping & Handling Charges**

Purchase Amount	Shipping Charge	Purchase Amount	Shipping Charge
Up to \$25.00	\$ 5.95	\$100.01 to \$150.00	\$ 13.95
\$25.01 to \$50.00	\$ 7.95	\$150.01 to \$200.00	\$ 14.95
\$50.01 to \$75.00	\$ 9.95	\$200.01 to \$250.00	\$ 20.95
\$75.01 to \$100.00	\$ 11.95	Over \$250.00	\$ 25.00

## AMERICAN PATRIOTISM PATCH PROGRAM EVALUATION

Please work with the girls who worked on this patch program to complete this evaluation form. Your comments are invaluable to Girl Scouts - North Carolina Coastal Pines. Thank you for taking the time to fill out this form. As the girls vote and give input, please record their feedback as indicated.

<p><b>Tell us About You:</b> Please place a check next to which best describes your nationality:</p> <p> <input type="checkbox"/> African-American                      <input type="checkbox"/> White  <input type="checkbox"/> American Indian or Alaskan native   <input type="checkbox"/> Other  <input type="checkbox"/> Asian or Pacific Islander              <input type="checkbox"/> Hispanic;  <span style="margin-left: 200px;">(regardless of race)</span> </p>	<p>Place the number of girls and adults who worked on this patch program on the appropriate line:</p> <p> <input type="checkbox"/> Brownie                      <input type="checkbox"/> Junior  <input type="checkbox"/> Cadette                         <input type="checkbox"/> Senior  <input type="checkbox"/> Ambassador                 <input type="checkbox"/> Adult         </p>
---	--

**Tell us about the patch program:**

*Please check the response that best describes what you think.*

	Strongly Agree	Agree	Uncertain	Disagree	Strongly Disagree
The topic and activities in this patch program were interesting to me:					
The activities in this patch program made me think about things I never thought about before:					
The patch program helped me better understand patriotism.					

**What else do you think?**

*Please complete the following questions.*

What did you really like about this patch program? \_\_\_\_\_

What did you not like about this patch program? \_\_\_\_\_

What could be added or changed to make this patch program better? \_\_\_\_\_

Other comments? \_\_\_\_\_

**What did you do?**

Please check the activities you used from this patch program, and then rate each activity by circling the number that reflects how you feel.

<b>Completed?</b>	<b>ACTIVITY</b>	<b>RATING SCALE</b>				
		1 (did not like) to 5 (Great!)				
_____	Documented	1	2	3	4	5
_____	Sing a Song	1	2	3	4	5
_____	Picture This	1	2	3	4	5
_____	Interviews	1	2	3	4	5
_____	Journal It	1	2	3	4	5
_____	Find It	1	2	3	4	5
_____	Correspond	1	2	3	4	5
_____	Display	1	2	3	4	5
_____	Represent	1	2	3	4	5
_____	Let It Wave	1	2	3	4	5
_____	Learn the Language	1	2	3	4	5
_____	Disposal	1	2	3	4	5
_____	Serve	1	2	3	4	5
_____	Invite a Guest	1	2	3	4	5
_____	Share	1	2	3	4	5
_____	Host a Show	1	2	3	4	5
_____	Plant a Tree	1	2	3	4	5
_____	Debate	1	2	3	4	5
_____	Design	1	2	3	4	5
_____	Patriotic Women	1	2	3	4	5

Please return this evaluation to the Raleigh Service Center, Attn: Program Director – Patch Programs, P.O. Box 91649, Raleigh, NC 27675-1649.